

---

# Experimental Particle Physics

---

## Lecture 3

### Particle Interactions and Detectors

---

# Interactions and Detectors

- Last Week

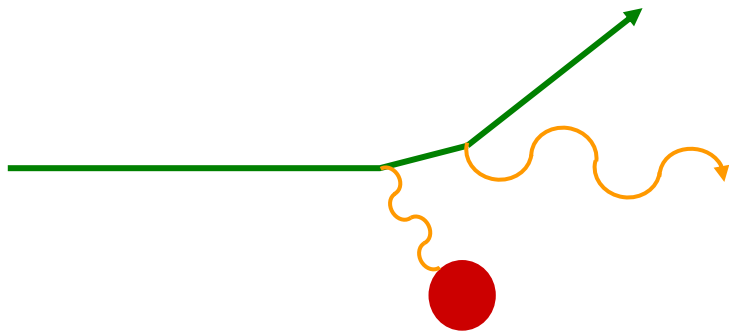
- Ionisation Losses and charged particle detectors

- This Week

- Photon absorption
  - Electromagnetic Showers
  - Hadronic Showers
  - Multiple Scattering

# Radiation Loss by electrons

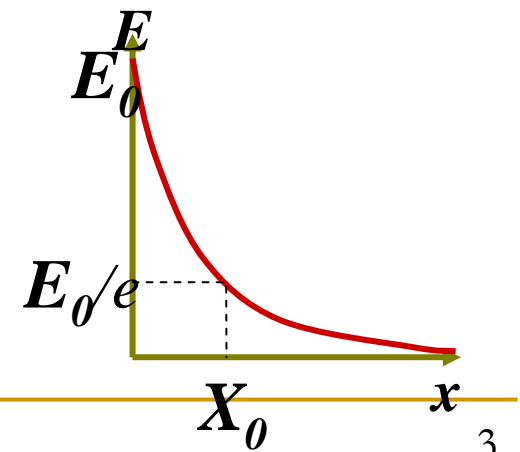
- Bremsstrahlung: electromagnetic radiation produced by the deceleration of a charged particle, such as an electron, when deflected by another charged particle, such as an atomic nucleus.
- Photon can be very energetic.



$$-\frac{dE}{dx} = \frac{E}{X_0}$$

*Radiation Length*  
( $gcm^{-2}$ )

$$\Leftrightarrow E = E_0 e^{-x/X_0}$$

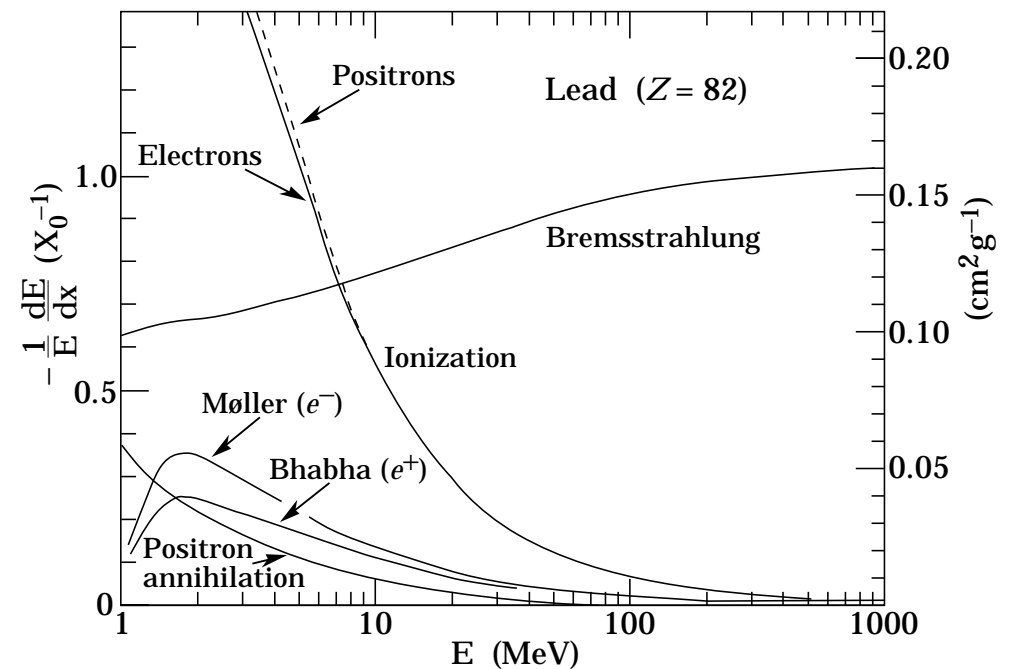


# Radiation Length

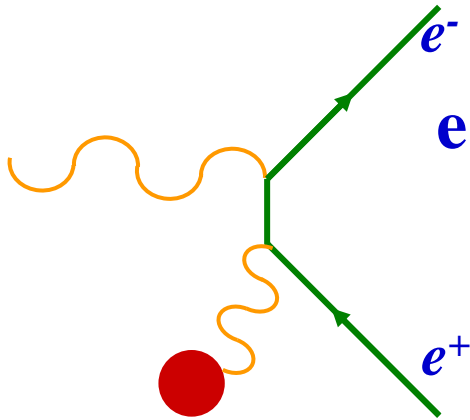
- Radiation length has 2 definitions;
  - mean distance over which high-energy electron losses all but 1/e of its energy by bremsstrahlung.
  - 7/9ths of the mean free path for pair production by a high-energy photon.

	$X_0$ (g cm <sup>-2</sup> )	$X_0$ (cm)
Air	37	30,000
Silicon	22	9.4
Lead	6.4	0.56

$$X_0 = \frac{716.4A}{Z(Z+1)\ln(287/\sqrt{Z})} \quad (\text{gcm}^{-2})$$



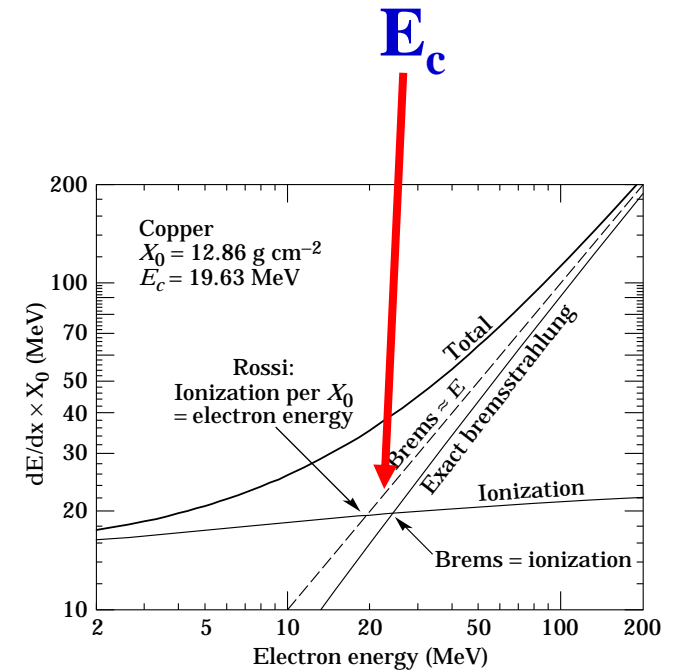
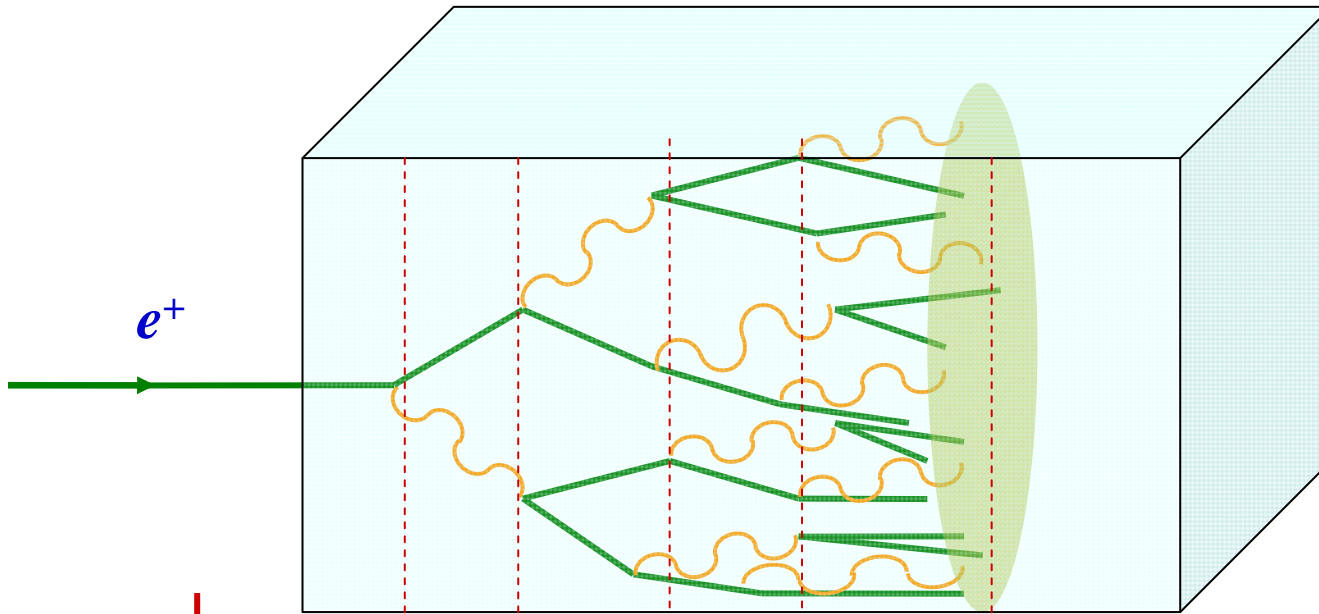
# Photon Absorption



- Electron-positron pair production
- Exponential absorption
- Length scale  $9/7 \times X_0$

$$-\frac{dn}{dx} = \frac{7n}{9X_0}$$

# Simple Electromagnetic Shower



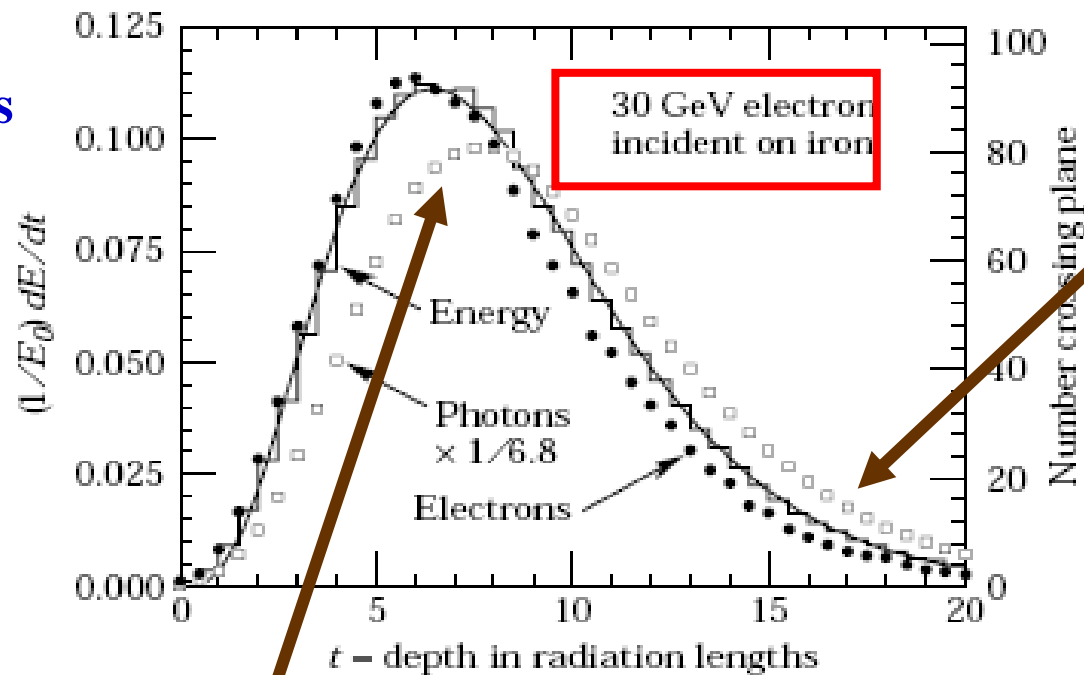
$x$	0	$X_0$	$2X_0$	$3X_0$	$4X_0$	
$N$	1	2	4	8	16	0
$\langle E \rangle$	$E_0$	$E_0/2$	$E_0/4$	$E_0/8$	$E_0/16$	$< E_c$

- Start with electron or photon
- Depth  $\sim \ln(E_0)$
- Most energy deposited as ionisation.

# Real EM Shower

- Shape dominated by fluctuations

As depth of shower increases more energy is carried by photons



**Tail**

**Maximum close to naïve depth expectation**


$$t = x/X_0$$

● add eq 27.31 here

# Calorimetry 1 - Homogeneous


In homogeneous calorimeters the functions of passive particle absorption and active signal generation and readout are combined in a single material. Such materials are almost exclusively used for electromagnetic calorimeters, e.g. crystals, composite materials (like lead glass,  $\text{PbWO}_4$ ) or liquid noble gases.

- Crystal, glass, liquid
- Acts as absorber and scintillator
- Light detected by photodetector
- E.g.  $\text{PbWO}_4$   
( $X_0 \approx 0.9 \text{ cm}$ )





# Calorimetry 2 – Sampling



- In sampling calorimeters the functions of particle absorption and active signal readout are separated. This allows optimal choice of absorber materials and a certain freedom in signal treatment.
- Heterogeneous calorimeters are mostly built as sandwich counters, sheets of heavy-material absorber (e.g. lead, iron, uranium) alternating with layers of active material (e.g. liquid or solid scintillators, or proportional counters).
- Only the fraction of the shower energy absorbed in the active material is measured.
- Hadron calorimeters, needing considerable depth and width to create and absorb the shower, are necessarily of the sampling calorimeter type.

---

# Hadronic Showers


- Nuclear interaction length  $\gg$  radiation length

$$\lambda \approx 35 \text{g.cm}^{-2} A^{1/3}$$

e.g. Lead:  $X_0 = 0.56 \text{ cm}$ ,  $\lambda = 17 \text{ cm}$

- Hadron showers wider, deeper, less well understood
- Need much larger calorimeter to contain hadron shower
  - Always sampling
  - Dense metals still good as absorbers
  - Mechanical/economic considerations often important
  - Uranium, steel, brass...

# Hadronic Calorimeter



**L3**

**Alternating layers of steel  
and streamer chambers**



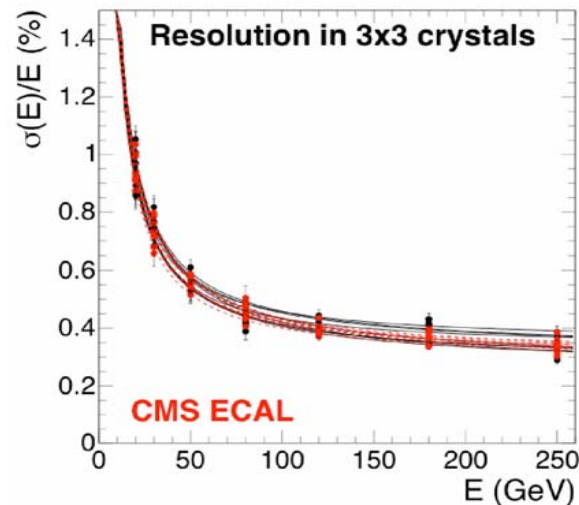
**SLD**

# Energy Resolution Limitations

## ■ EM Calorimeter

- the intrinsic limitation in resolution results from variations in the net track length of charged particles in the cascade.
- Sampling Fluctuations
- Landau Distribution

$$\frac{\sigma(E)}{E} \approx \frac{1-3\%}{\sqrt{E}}$$



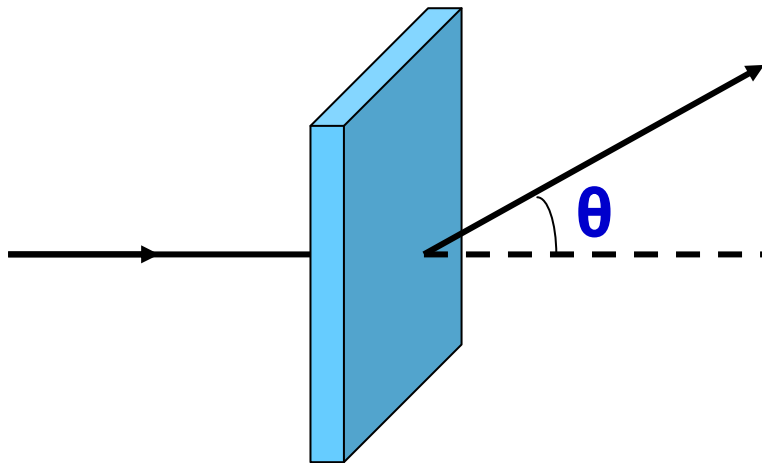
## ■ Hadronic Calorimeter

- A fluctuating  $\pi^0$  component among the secondaries which interacts electromagnetically without any further nuclear interaction ( $\pi^0 \rightarrow gg$ ). Showers may develop with a dominant electromagnetic component.
- A sizeable amount of the available energy is converted into excitation and breakup of nuclei. Only a small fraction of this energy will eventually appear as a detectable signal and with large event-to-event fluctuations.
- A considerable fraction of the energy of the incident particle is spent on reactions which do not result in an observable signal. Such processes may be energy leakage of various forms, like:
  - Backscattering
  - Nuclear excitation
  - slow neutrons, neutrinos

$$\frac{\sigma(E)}{E} \approx \frac{30\%}{\sqrt{E}}$$

# Multiple Scattering

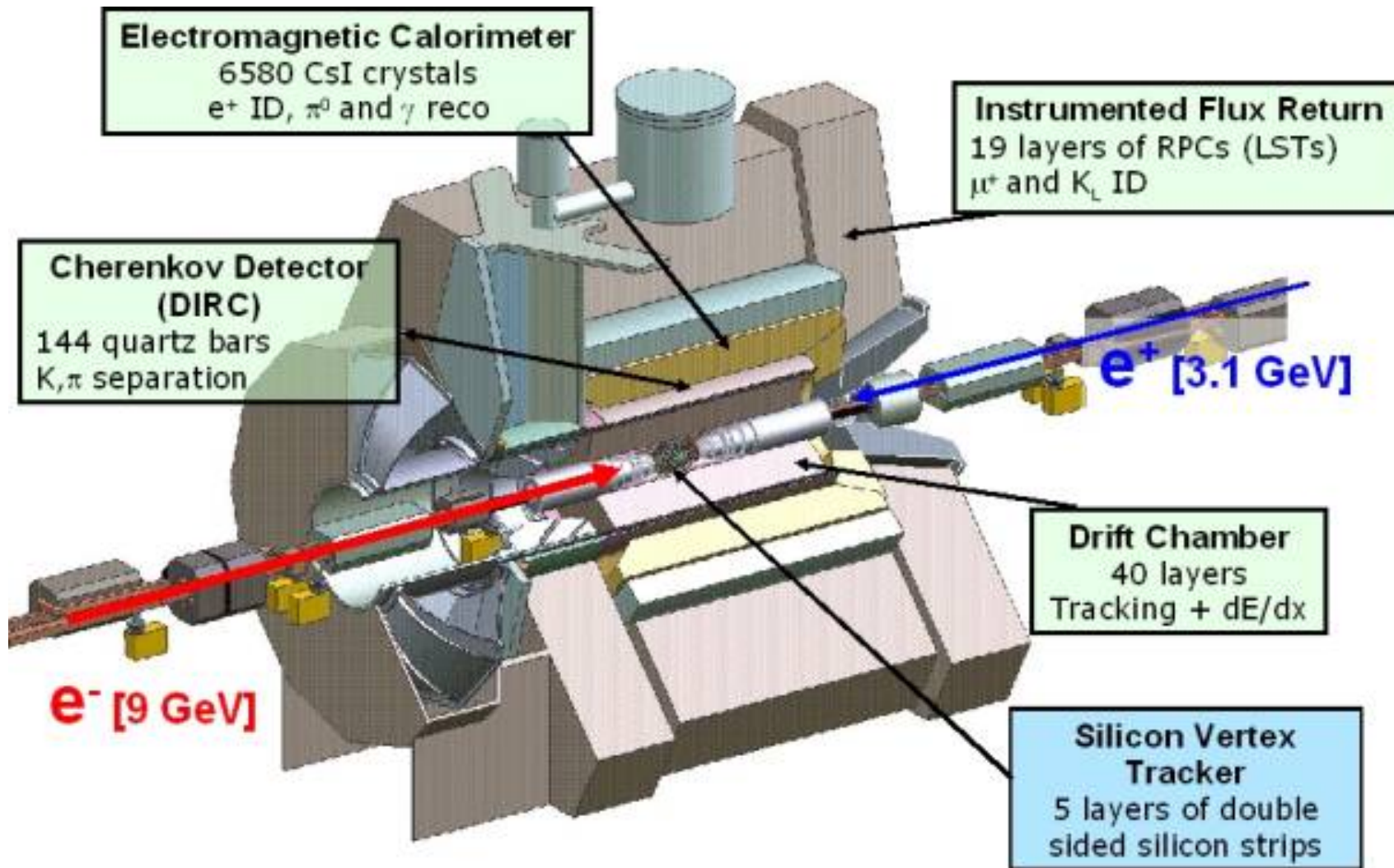
- Elastic scattering from nuclei causes angular deviations:



$$\theta_{RMS} \approx \frac{13.6 \text{ MeV}}{\beta c p} q \sqrt{x / X_0}$$

- Approximately Gaussian
- Can disrupt measurements in subsequent detectors

# Creating a detector

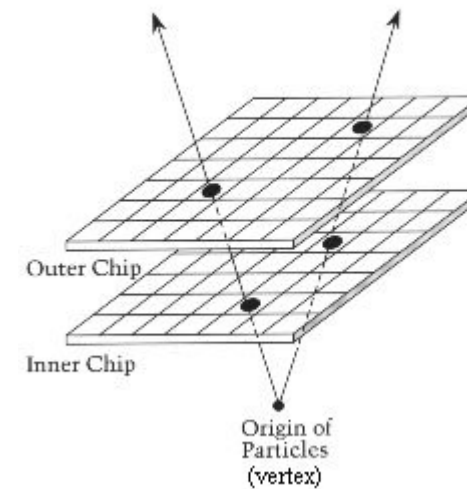


# 1) Vertex Detectors

Purpose: Ultra-high precision trackers close to interaction point to measure vertices of charged tracks




- Spatial resolution a few microns
- Low mass
- *A few layers of silicon*



## 2) Tracking Detectors

Purpose: Measure trajectories of charged particles

- Low mass
  - Reduce multiple scattering
  - Reduce shower formation
- High precision
- Multiple 2D or 3D points
- *Drift chamber, TPC, silicon...*
- Can measure momentum in magnetic field ( $p = 0.3qBR$ )

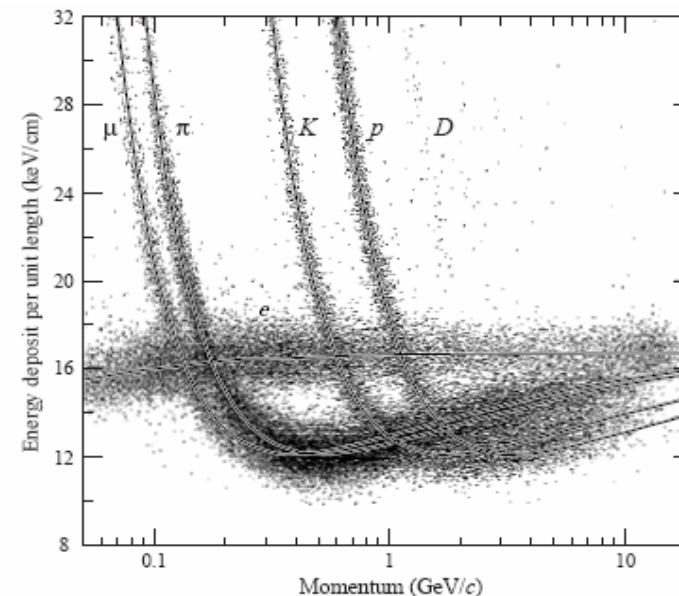




### 3) Particle ID

Purpose: Distinguish different charged “stable” particles

- Muon, pion, kaon, proton
- Measured momentum and energy:  $m^2 = E^2 - p^2$ 
  - Difficult at high energy  $E \sim p$
- Different  $dE/dx$  in tracking detectors
  - Only for low energy  $1/\beta^2$  region, no good for MIPs
- Measure time-of-flight  $\rightarrow \beta$ 
  - *Fast scintillator*
- Measure  $\beta$  directly
  - *Cerenkov radiation*
- Measure  $\gamma$  directly
  - *Transition radiation*



---

## 4) EM Calorimeter

Purpose: Identify and measure energy of electrons and photons

- Need  $\sim 10 X_0$ 
  - 10 cm of lead
- Will see some energy from muons and hadrons
- Homogenous
  - *Crystal*
  - *Doped glass*
- Sampling
  - *Absorber + scintillator/MWPC/...*

---

## 5) Hadron Calorimeter


Purpose: Identify and measure energy of all hadrons

- Need  $\sim 10 \lambda$ 
  - 2 m of lead
- Both charged and neutral
- Will see some energy from muons
- Sampling
  - *Heavy, structural metal absorber*
  - *Scintillator, MWPC detector*

## 6) Muon Detectors

### Purpose: Identify muons

- Muons go where other particles cannot reach:
  - No nuclear interactions
  - Critical energies  $\gg 100$  GeV
    - Always a MIP
  - Stable ( $\tau = 2.2 \mu\text{s}$ )
- A shielded detector can identify muons
  - “shielding” often calorimeters
  - Scintillator, MWPC, drift chambers...



---

Next Time...

*Putting it all together*

*- building a particle physics experiment*